

Terminal de radio
V R C 7 9 0 0



symbol[®]

Terminal de radio

VRC 7900

© 2001-2002 SYMBOL TECHNOLOGIES, INC. All rights reserved.

Symbol reserves the right to make changes to any product to improve reliability, function, or design.

Symbol does not assume any product liability arising out of, or in connection with, the application or use of any product, circuit, or application described herein.

No license is granted, either expressly or by implication, estoppel, or otherwise under any patent right or patent, covering or relating to any combination, system, apparatus, machine, material, method, or process in which Symbol products might be used. An implied license only exists for equipment, circuits, and subsystems contained in Symbol products.

Symbol, the Symbol logo, and Spectrum24 are registered trademarks of Symbol Technologies, Inc. Other product names mentioned in this manual may be trademarks or registered trademarks of their respective companies and are hereby acknowledged.

Symbol Technologies, Inc.
One Symbol Plaza
Holtsville, N.Y. 11742-1300
<http://www.symbol.com>

Patents

This product is covered by one or more of the following U.S. and foreign Patents:

U.S. Patent No. 4,593,186; 4,603,262; 4,607,156; 4,652,750; 4,673,805; 4,736,095;
4,758,717; 4,760,248; 4,806,742; 4,816,660; 4,845,350; 4,896,026; 4,897,532; 4,923,281;
4,933,538; 4,992,717; 5,015,833; 5,017,765; 5,021,641; 5,029,183; 5,047,617; 5,103,461;
5,113,445; 5,130,520; 5,140,144; 5,142,550; 5,149,950; 5,157,687; 5,168,148; 5,168,149;
5,180,904; 5,216,232; 5,229,591; 5,230,088; 5,235,167; 5,243,655; 5,247,162; 5,250,791;
5,250,792; 5,260,553; 5,262,627; 5,262,628; 5,266,787; 5,278,398; 5,280,162; 5,280,163;
5,280,164; 5,280,498; 5,304,786; 5,304,788; 5,306,900; 5,324,924; 5,337,361; 5,367,151;
5,373,148; 5,378,882; 5,396,053; 5,396,055; 5,399,846; 5,408,081; 5,410,139; 5,410,140;
5,412,198; 5,418,812; 5,420,411; 5,436,440; 5,444,231; 5,449,891; 5,449,893; 5,468,949;
5,471,042; 5,478,998; 5,479,000; 5,479,002; 5,479,441; 5,504,322; 5,519,577; 5,528,621;
5,532,469; 5,543,610; 5,545,889; 5,552,592; 5,557,093; 5,578,810; 5,581,070; 5,589,679;
5,589,680; 5,608,202; 5,612,531; 5,619,028; 5,627,359; 5,637,852; 5,664,229; 5,668,803;
5,675,139; 5,693,929; 5,698,835; 5,705,800; 5,714,746; 5,723,851; 5,734,152; 5,734,153;
5,742,043; 5,745,794; 5,754,587; 5,762,516; 5,763,863; 5,767,500; 5,789,728; 5,789,731;
5,808,287; 5,811,785; 5,811,787; 5,815,811; 5,821,519; 5,821,520; 5,823,812; 5,828,050;
5,848,064; 5,850,078; 5,861,615; 5,874,720; 5,875,415; 5,900,617; 5,902,989; 5,907,146;
5,912,450; 5,914,478; 5,917,173; 5,920,059; 5,923,025; 5,929,420; 5,945,658; 5,945,659;
5,946,194; 5,959,285; 6,002,918; 6,021,947; 6,029,894; 6,031,830; 6,036,098; 6,047,892;
6,050,491; 6,053,413; 6,056,200; 6,065,678; 6,067,297; 6,082,621; 6,084,528; 6,088,482;
6,092,725; 6,101,483; 6,102,293; 6,104,620; 6,114,712; 6,115,678; 6,119,944; 6,123,265;
6,131,814; 6,138,180; 6,142,379; 6,172,478; 6,176,428; 6,178,426; 6,186,400; 6,188,681;
6,209,788; 6,209,789; 6,216,951; 6,220,514; 6,243,447; 6,244,513; 6,247,647; 6,308,061;
6,250,551; 6,295,031; 6,308,061; 6,308,892; 6,321,990; 6,328,213; 6,330,244; 6,336,587;
6,340,114; 6,340,115; 6,340,119; 6,348,773; 6,380,949; 6,394,355; D305,885; D341,584;
D344,501; D359,483; D362,453; D363,700; D363,918; D370,478; D383,124; D391,250;
D405,077; D406,581; D414,171; D414,172; D418,500; D419,548; D423,468; D424,035;
D430,158; D430,159; D431,562; D436,104.

Invention No. 55,358; 62,539; 69,060; 69,187, NI-068564 (Taiwan); No. 1,601,796; 1,907,875;
1,955,269 (Japan); European Patent 367,299; 414,281; 367,300; 367,298; UK 2,072,832; France
81/03938; Italy 1,138,713
rev. 06/02Introducción

R e f e r e n c i a r á p i d a

El VRC 7900 es un terminal de datos por radio, que puede utilizarse tanto fijo como montado en un vehículo, dotado de conexión directa por radio con un host. Para introducir los datos puede utilizar el teclado del terminal, un scanner para código de barras opcional o con una combinación de ambos elementos. Los datos introducidos en el terminal se transmiten inmediatamente al host por medio de una comunicación por radio.

Las características principales del terminal incluyen:

- Diseño ergonómico con pantalla LCD táctil.
- Abrazadera de liberación rápida que facilita el cambio de un vehículo a otro.
- Fuente de alimentación interna de (11-60 V cc) de gama amplia capaz de adaptarse a vehículos con suministro a propano, gasolina y eléctrico.
- Interfaces con scanners, impresoras, controles automáticos y otros periféricos.
- Funcionamiento continuo a -30°C (-22°F) (terminales de almacenamiento en frío).
- Capacidad de emulación para todo tipo de terminales.

Acerca de esta guía

Esta guía contiene instrucciones para las tareas siguientes:

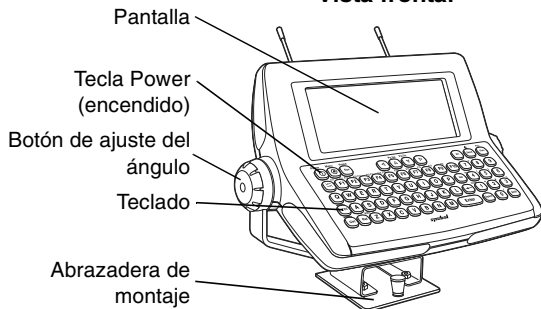
- *Partes del VRC 7900*, en la página 3
- *Accesorios necesarios*, en la página 4
- *Accesorios opcionales*, en la página 4
- *Carga de la batería interna*, en la página 5
- *Funcionamiento del terminal*, en la página 5
- *Encendido/apagado (On/Off) del terminal*, en la página 5
- *Mantenimiento del terminal*, en la página 9
- *Solución de problemas*, en la página 10.

T e r m i n a l d e r a d i o
V R C 7 9 0 0

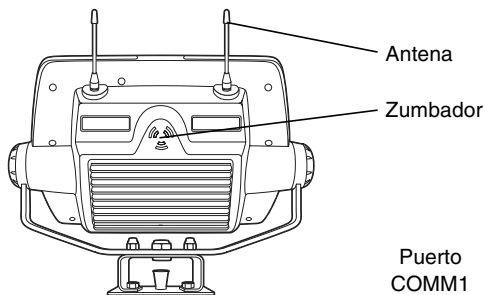
Para obtener más información, incluidas las instrucciones de instalación, consulte la guía de referencia del producto *VRC 7900 Radio Terminal Product Reference Guide*, p/n 72-50138-xx disponible en la dirección <http://www.symbol.com/manuals>.

Partes del VRC 7900

Vista frontal



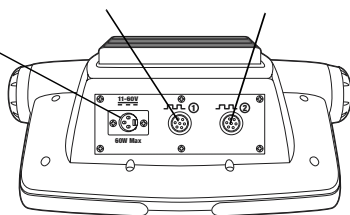
Vista trasera



Puerto
COMM1
(scanner)

Puerto
COMM2
(ActiveSync)

Puerto del
cable de
alimentación



Vista inferior

Accesorios necesarios

El kit de instalación del VRC 7900 incluye los elementos siguientes:

- Placa de montaje de liberación rápida
- Todos los cables y conectores necesarios.

Accesorios opcionales

Symbol dispone de los accesorios opcionales siguientes:

- Cable de scanner (específico para el scanner en uso)
- Cable de ActiveSync RS-232
- Antenas de repuesto
- Cable de CA (para utilizar con la fuente de alimentación de CA universal.)
- Fuente de alimentación de CA universal
- Filtro desparasitador DC (se utiliza como filtro de ruido o con vehículos de bajo voltaje para apagar el terminal cuando se apague el motor.)

Nota: Utilice sólo fuentes de alimentación aprobadas por Symbol, con un régimen de salida entre 12 V cc y 9 A como mínimo (p/n 50-14001-004). La fuente de alimentación cumple los requisitos de EN60950 relativos a dispositivos de salida SELV.

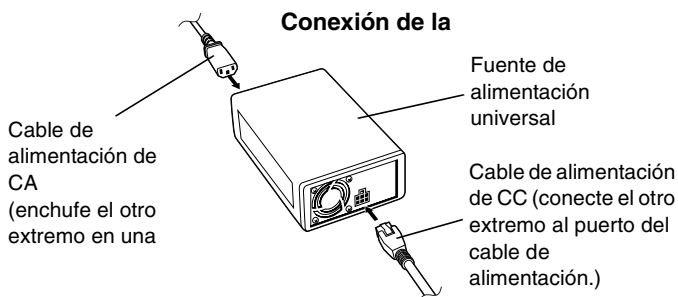
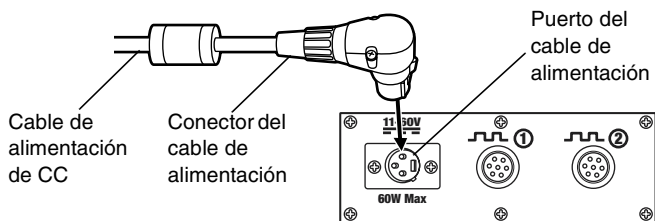
Carga de la batería interna

El terminal se distribuye con la batería interna totalmente descargada. Mantenga el terminal encendido durante 24 horas para que la batería interna se cargue por completo.

Cuando está completamente cargada, la batería interna mantiene la memoria RAM durante 72 horas. El estado de carga de la batería no afecta a los datos de la memoria Flash ni del sistema de archivos Flash.

Funcionamiento del terminal

Conexión de la toma de alimentación al terminal




Encendido/apagado (On/Off) del terminal

Pulse la tecla Power para encender el terminal.

Para interrumpir el funcionamiento del terminal, pulse y mantenga pulsada la tecla Power hasta que aparezca el mensaje "Release for Suspend" (suelte para cancelar).

Calibración de la pantalla táctil

Cuando se enciende el terminal por primera vez o después de un arranque en frío, aparece un mensaje en el que se solicita que calibre la pantalla táctil.



1. Como se indica en el mensaje, coloque suavemente el lapicero o la punta del dedo sobre el centro de cada objetivo y mantenga la presión unos instantes. Repita el proceso a medida que el objetivo se desplaza por la pantalla.
2. Pulse Enter para aceptar los valores de configuración una vez finalizada la calibración.

Control del contraste de la pantalla

Pulse las teclas Ctrl y Send para iluminar el contraste de la pantalla. El contraste realizará un ciclo de claro a oscuro.

Restablecimiento del terminal

Si el terminal no responde a las entradas que se realizan con los botones de la pantalla, deberá efectuar un arranque en caliente o en frío del mismo.

Realización de un arranque en caliente

Un arranque en caliente restablece el terminal al tiempo que guarda todos los registros y entradas que tenga almacenados.

R e f e r e n c i a r á p i d a

Nota: Es posible que no se conserven los archivos que están abiertos mientras se realiza un arranque en caliente.

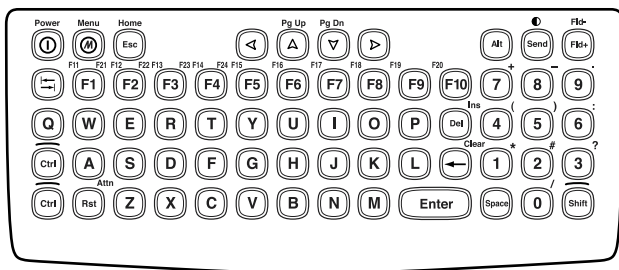
Para realizar un arranque en caliente, pulse y mantenga pulsada la tecla Power durante 6 segundos; suéltela a continuación.

Realización de un arranque en frío

Un arranque en frío restablece el terminal. En el entorno CE de Windows, tanto el registro como los objetos almacenados se restablecen a sus valores de configuración originales.


Pulse y mantenga pulsada la tecla Power durante 15 segundos para realizar un arranque en frío.

Utilización del teclado



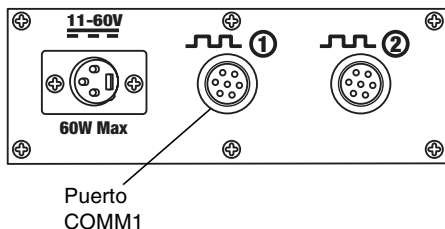
T e r m i n a l d e r a d i o

V R C 7 9 0 0

Tecla	Descripción
Power	Apaga y enciende el terminal; efectúe una pulsación corta para encender y una larga para apagar.
Shift, Ctrl, Alt	Se usan en combinación con otras teclas. Para seleccionar otros caracteres o funciones, utilice el código de color situado por encima de las teclas. Utilice la combinación de teclas Ctrl - Send para ajustar el contraste. Utilice la combinación de teclas Ctrl - Esc para acceder al menú de inicio.
De A a Z	Introducen caracteres alfabéticos y texto.
De 0 a 9	Introducen caracteres numéricos.
◀ ▲ ▼ ▶	Mueven el cursor por la pantalla o resaltan las líneas de un menú.
De F1 a F24	Teclas de función programables. El uso de estas teclas viene determinado por la aplicación; las instrucciones se encuentran en la documentación del software o de la aplicación que se utilice en cada caso.
Enter	Desplaza el cursor hasta el campo de datos o la pantalla siguiente.
Del	Borra el carácter situado a la derecha del cursor.
← o Retroceso	Borra el carácter situado a la izquierda del cursor.
Space	Inserta un espacio entre caracteres o palabras.
Send	Cuando se usa en combinación con la tecla Ctrl, permite ajustar el contraste.
Menu o 	Muestra el menú del usuario.

Conexión de un scanner

Conecte el scanner opcional al puerto COMM1 situado en la parte inferior del terminal. Para obtener más información, consulte la *Guía de referencia rápida* del scanner.



Mantenimiento del terminal

El terminal viene sellado de fábrica y no contiene piezas que requieran mantenimiento por parte del usuario. Sólo el personal de Servicio Técnico de Symbol está cualificado para realizar cualquier trabajo de reparación en el terminal.

Utilice un paño suave para limpiar la carcasa, el teclado y la pantalla. Puede humedecer el paño si lo considera necesario.

No utilice jamás disolventes ni limpiadores abrasivos. De lo contrario, podrían resultar dañados el teclado o la pantalla. No utilice jamás una boquilla de aire a presión para limpiar la unidad.

Solución de problemas

Problema	Causa	Solución
El VRC 7900 no se enciende o se apaga de improviso.	El cable de alimentación está desconectado o desenchufado.	Conecte el cable de alimentación al puerto correspondiente situado en la parte inferior del terminal. Pulse la tecla Power para encender el terminal.
	Si el terminal se alimenta a través de la batería del vehículo, es posible que la batería esté descargada.	Sustituya o cargue la batería del vehículo.
La pantalla no muestra los caracteres.	El terminal no está alimentado.	Pulse la tecla Power.
	La pantalla no está bien calibrada.	Seleccione Display en los valores de configuración del panel de control, y calibre la pantalla.
La aplicación no responde.	El terminal no está conectado al punto de acceso (PA).	Acerque el terminal al punto de acceso (PA). Si el problema se repite, consulte al administrador del sistema.

R e f e r e n c i a r á p i d a

Problema	Causa	Solución
El scanner opcional no funciona.	El scanner no está bien conectado al terminal.	Conecte el scanner al puerto COMM1 y encienda el terminal. Si el problema se repite, consulte la Guía de referencia del scanner o al administrador del sistema.

END-USER LICENSE AGREEMENT

- You have acquired a device ("DEVICE") that includes software licensed by Symbol Technologies, Inc. ("SYMBOL") from Microsoft Licensing Inc. or its affiliates ("MS"). Those installed software products of MS origin, as well as associated media, printed materials, and "online" or electronic documentation ("SOFTWARE") are protected by international intellectual property laws and treaties. The SOFTWARE is licensed, not sold. All rights reserved.
- IF YOU DO NOT AGREE TO THIS END USER LICENSE AGREEMENT ("EULA"), DO NOT USE THE DEVICE OR COPY THE SOFTWARE. INSTEAD, PROMPTLY CONTACT SYMBOL FOR INSTRUCTIONS ON RETURN OF THE UNUSED DEVICE(S) FOR A REFUND. **ANY USE OF THE SOFTWARE, INCLUDING BUT NOT LIMITED TO USE ON THE DEVICE, WILL CONSTITUTE YOUR AGREEMENT TO THIS EULA (OR RATIFICATION OF ANY PREVIOUS CONSENT).**
- **GRANT OF SOFTWARE LICENSE.** This EULA grants you the following license:
- SOFTWARE includes software already installed on the DEVICE ("DEVICE Software") and MS software contained on the CD-ROM disk ("Desktop Software").

SYSTEM Software. You may use the DEVICE Software as installed on the DEVICE.

Desktop Software. Desktop Software is included with your DEVICE, and you may install and use the Microsoft® Active Sync® 3.5 component on one (1) or more computers to exchange information with one (1) or more computing devices that contain a compatible version of the Microsoft® Pocket PC Software 2002 operating system. For other software component(s) contained in the Desktop Software, you may install and use such components only in accordance with the terms of the printed or online end user license agreement(s) provided with such component(s). In the absence of an end user license agreement for particular component(s) of the Desktop Software, you may install and use only one (1) copy of such component(s) on the DEVICE or a single computer with which you use the DEVICE.

Back-up Copy. If Manufacturer has not included a back-up copy of the DEVICE Software with the DEVICE, you may make a single back-up copy of the DEVICE Software. You may use the back-up copy solely for archival purposes.

Microsoft® Outlook® 2002. If Microsoft Outlook 2002 is included with your Device, the following terms apply to your use of Microsoft Outlook 2002: (i) regardless of the information contained in "Software Installation and Use" section of the online EULA you may install one (1) copy of Microsoft Outlook 2002 on one (1) computer to use, exchange data, share data, access and interact with the DEVICE, and (ii) the EULA for Microsoft Outlook 2002 is between Manufacturer (as defined above) and the end user – not between the PC Manufacturer and end user.

DESCRIPTION OF OTHER RIGHTS AND LIMITATIONS.

- **Speech/Handwriting Recognition.** If the SOFTWARE includes speech and/or handwriting recognition component(s), you should understand that speech and handwriting recognition are inherently statistical processes; that recognition errors are inherent in the processes; that it is your responsibility to provide for handling such errors and to monitor the recognition processes and correct any errors. Neither Manufacturer nor its suppliers shall be liable for any damages arising out of errors in the speech and handwriting recognition processes.
- **Limitations on Reverse Engineering, Decompilation and Disassembly.** You may not reverse engineer, decompile, or disassemble the SOFTWARE, except and only to the extent that such activity is expressly permitted by applicable law notwithstanding this limitation.
- **Single DEVICE.** The DEVICE Software is licensed with the DEVICE as a single integrated product. The DEVICE Software installed in read only memory ("ROM") of the DEVICE may only be used as part of the DEVICE.
- **Single EULA.** The package for the DEVICE may contain multiple versions of this EULA, such as multiple translations and/or multiple media versions (e.g., in the user documentation and in the software). Even if you receive multiple versions of the EULA, you are licensed to use only one (1) copy of the DEVICE Software.
- **Rental.** You may not rent or lease the SOFTWARE.
- **Software Transfer.** You may permanently transfer all of your rights under this EULA, only as

R e f e r e n c i a r á p i d a

part of a sale or transfer of the DEVICE, provided you retain no copies, you transfer all of the SOFTWARE (including all component parts, the media and printed materials, any upgrades or backup copies, this EULA and, if applicable, the Certificate(s) of Authenticity), and the recipient agrees to the terms of this EULA. If the Software is an upgrade, any transfer must include all prior versions of the SOFTWARE.

- **Termination.** Without prejudice to any other rights, Manufacturer or MS may terminate this EULA if you fail to comply with the terms and conditions of this EULA. In such event, you must destroy all copies of the SOFTWARE and all of its component parts.

UPGRADES AND RECOVERY MEDIA.

- **DEVICE Software.** If the DEVICE Software is provided by Manufacturer separate from the DEVICE on media such as a ROM chip, CD ROM disk(s) or via web download or other means, and is labeled "For Upgrade Purposes Only" or "For Recovery Purposes Only", you may install one copy of such DEVICE Software onto the DEVICE as a replacement copy for the existing DEVICE Software and use it in accordance with Section 1 of this EULA.
- **Desktop Software.** If any Desktop Software component(s) is provided by Manufacturer separate from the DEVICE on CD ROM disk(s) or via web download or other means, and labeled "For Upgrade Purposes Only" or "For Recovery Purposes Only", you may (i) install and use one copy of such component(s) on the computer(s) you use to exchange data with the DEVICE as a replacement copy for the existing Desktop Software component(s).

COPYRIGHT. All title and intellectual property rights in and to the SOFTWARE (including but not limited to any images, photographs, animations, video, audio, music, text and "applets," incorporated into the SOFTWARE), the accompanying printed materials, and any copies of the SOFTWARE, are owned by MS or its suppliers (including Microsoft Corporation). You may not copy the printed materials accompanying the SOFTWARE. All title and intellectual property rights in and to the content which may be accessed through use of the SOFTWARE is the property of the respective content owner and may be protected by applicable copyright or other intellectual property laws and treaties. This EULA grants you no rights to use such content. All rights not specifically granted under this EULA are reserved by MS and its suppliers (including Microsoft Corporation).

EXPORT RESTRICTIONS. You agree that you will not export or re-export the SOFTWARE to any country, person, or entity subject to U.S. export restrictions. You specifically agree not to export or re-export the SOFTWARE: (i) to any country to which the U.S. has embargoed or restricted the export of goods or services, which as of May 1999 include, but are not necessarily limited to Cuba, Iran, Iraq, Libya, North Korea, Sudan, Syria, and the Federal Republic of Yugoslavia (including Serbia, but not Montenegro), or to any national of any such country, wherever located, who intends to transmit or transport the products back to such country; (ii) to any person or entity who you know or have reason to know will utilize the SOFTWARE or portion thereof in the design, development or production of nuclear, chemical or biological weapons; or (iii) to any person or entity who has been prohibited from participating in U.S. export transactions by any federal agency of the U.S. government.

NOTE ON JAVA SUPPORT. The SOFTWARE may contain support for programs written in Java. Java technology is not fault tolerant and is not designed, manufactured, or intended for use or resale as on-line control equipment in hazardous environments requiring fail-safe performance, such as in the operation of nuclear facilities, aircraft navigation or communication systems, air traffic control, direct life support machines, or weapons systems, in which the failure of Java technology could lead directly to death, personal injury, or severe physical or environmental damage.

PRODUCT SUPPORT. Product support for the SOFTWARE is not provided by MS, its parent corporation, Microsoft Corporation, or their affiliates or subsidiaries. For product support, please refer to the SYMBOL support number provided in the documentation for the DEVICE. Should you have any questions concerning this EULA, or if you desire to contact SYMBOL for any other reason, please refer to the address provided in the documentation for the DEVICE.

T e r m i n a l d e r a d i o

V R C 7 9 0 0

NO LIABILITY FOR CERTAIN DAMAGES. EXCEPT AS PROHIBIT BY LAW, MS SHALL HAVE NO LIABILITY FOR ANY INDIRECT, SPECIAL, CONSEQUENTIAL OR INCIDENTAL DAMAGES ARISING FROM OR IN CONNECTION WITH THE USE OR PERFORMANCE OF THE SOFTWARE. THIS LIMITATION SHALL APPLY EVEN IF ANY REMEDY FAILS OF ITS ESSENTIAL PURPOSE.

FOR APPLICABLE LIMITED WARRANTIES AND SPECIAL PROVISIONS PERTAINING TO YOUR PARTICULAR JURISDICTION, PLEASE REFER TO YOUR WARRANTY BOOKLET INCLUDED WITH THIS PACKAGE OR PROVIDED WITH THE SOFTWARE PRINTED MATERIALS.

Regulatory Information


All Symbol devices are designed to be compliant with rules and regulations in locations they are sold and will be labeled as required.

Any changes or modifications to Symbol Technologies equipment, not expressly approved by Symbol Technologies, could void the user's authority to operate the equipment.



FCC RF Exposure Guidelines

To comply with FCC RF exposure requirements, antennas that are mounted externally at remote locations or operating near users at stand-alone desktop of similar configurations must operate with a minimum separation distance of 20 cm from all persons.



Radio Frequency Interference Requirements

Note: This equipment has been tested and found to comply with the limits for a Class B digital device, pursuant to Part 15 of the FCC rules. These limits are designed to provide reasonable protection

against harmful interference in a residential installation. This equipment generates, uses, and can radiate radio frequency energy and, if not installed and used in accordance with the instructions, may cause harmful interference to radio communications. However there is no guarantee that interference will not occur in a particular installation. If this equipment does cause harmful interference to radio or television reception, which can be determined by turning the equipment off and on, the user is encouraged to try to correct the interference by one or more of the following measures:

- Reorient or relocate the receiving antenna
- Increase the separation between the equipment and receiver
- Connect the equipment into an outlet on a circuit different from that to which the receiver is connected
- Consult the dealer or an experienced radio/TV technician for help.

Radio Frequency Interference Requirements - Canada

This device complies with RSS 210 of Industry & Science Canada. Operation is subject to the following two conditions: (1) this device may not cause harmful interference and (2) this device must accept any interference received, including interference that may cause undesired operation.

This Class B digital apparatus complies with Canadian ICES-003.

Cet appareil numérique de la classe B est conforme à la norme NMB-003 du Canada.

Label Marking: The Term "IC:" before the radio certification only signifies that Industry Canada technical specifications were met.



Marking and European Economic Area (EEA)

RLAN's (2.4GHz) for use through the EEA have the following restrictions:

- Maximum radiated transmit power of 100 mW EIRP in the frequency range 2.400 -2.4835 GHz
- France, equipment is restricted to 2.4465 -2.4835 GHz frequency range
- Belgium outside usage, the equipment is restricted to 2.460 -2.4835 GHz frequency range
- Italy requires a user license for outside usage.

Statement of Compliance

Symbol Technologies, Inc., hereby, declares that this device is in compliance with the essential requirements and other relevant provisions of Directives 1999/5/EC, 89/336/EEC, 73/23/EEC, and 95/54/EEC. Declaration of Conformities may be obtained from <http://www2.symbol.com/doc/>

Other Countries

Mexico -	Restrict Frequency Range to: 2.450 - 2.4835 GHz.
Israel -	Restrict Frequency Range to: 2.418 - 2.457 GHz.
Sri Lanka-	Restrict Frequency Range to: 2.400 - 2.430 GHz.

Warranty

(A) Seller's hardware Products are warranted against defects in workmanship and materials for a period of twelve (12) months from the date of shipment, provided the Product remains unmodified and is operated under normal and proper conditions. Warranty provisions and durations on software, integrated installed systems, Product modified or designed to meet specific customer specifications ("Custom Products"), remanufactured products, and reconditioned or upgraded products, shall be as provided in the applicable Product specification in effect at the time of purchase or in the accompanying software license. (B) Products may be serviced or manufactured with parts, components, or subassemblies that originate from returned products and that have been tested as meeting applicable specifications for equivalent new material and Products. The sole obligation of Seller for defective hardware Products is limited to repair or replacement (at Seller's option) on a "return to service depot" basis with prior Seller authorization. Shipment to and from Seller will be at Seller's expense, unless no defect is found. No charge will be made to Buyer for replacement parts for warranty repairs. Seller is not responsible for any damage to or loss of any software programs, data or removable data storage media, or the restoration or reinstallation of any software programs or data other than the software, if any, installed by Seller during manufacture of the Product. The aforementioned provisions do not extend the original warranty period of any Product that had either been repaired or replaced by Seller. (C) The above warranty provisions shall not apply to any Product (i) which has been repaired, tampered with, altered or modified, except by Seller's authorized service personnel; (ii) in which the defects or damage to the Product result from normal wear and tear, misuse, negligence, improper storage, water or other liquids, battery leakage or failure to perform operator handling and scheduled maintenance instructions supplied by Seller; (iii) which has been subjected to unusual physical or electrical stress, abuse, or accident, or forces or exposure beyond normal use within the specified operational and environmental parameters set forth in the applicable Product specification; nor shall the above warranty provisions apply to any expendable or consumable items, such as batteries, supplied with the Product. EXCEPT FOR THE WARRANTY OF TITLE AND THE EXPRESS WARRANTIES STATED ABOVE, SELLER DISCLAIMS ALL WARRANTIES ON PRODUCTS FURNISHED HERUNDER INCLUDING ALL IMPLIED WARRANTIES OF MERCHANTABILITY AND FITNESS FOR A PARTICULAR USE. ANY IMPLIED WARRANTIES THAT MAY BE IMPOSED BY LAW ARE LIMITED IN DURATION TO THE LIMITED WARRANTY PERIOD. SOME STATES OR COUNTRIES DO NOT ALLOW A LIMITATION ON HOW LONG AN IMPLIED WARRANTY LASTS OR THE EXCLUSION OR LIMITATION OF INCIDENTAL OR CONSEQUENTIAL DAMAGES FOR CONSUMER PRODUCTS. IN SUCH STATES OR COUNTRIES, FOR SUCH PRODUCTS, SOME EXCLUSIONS OR LIMITATIONS OF THIS LIMITED WARRANTY MAY NOT APPLY. The stated express warranties are in lieu of all obligations or liabilities on the part of Seller for damages, including but not limited to, special, indirect or consequential damages arising out of or in connection with the use or performance of the Product or service. Seller's liability for damages to Buyer or others resulting from the use of any Product or service furnished hereunder shall in no way exceed the purchase price of said Product or the fair market value of said service, except in instances of injury to persons or property.

Service Information

Before you use the unit, it must be configured to operate in your facility's network and run your applications.

If you have a problem running your unit or using your equipment, contact your facility's Technical or Systems Support. If there is a problem with the equipment, they will contact the Symbol Support Center:

United States ¹	1-800-653-5350 1-631-738-2400	Canada	905-629-7226
United Kingdom	0800 328 2424	Asia/Pacific	337-6588
Australia	1-800-672-906	Austria/Österreich	1-505-5794-0
Denmark/Danmark	7020-1718	Finland/Suomi	9 5407 580
France	01-40-96-52-21	Germany/Deutschland	6074-49020
Italy/Italia	2-484441	Mexico/México	5-520-1835
Netherlands/Nederland	315-271700	Norway/Norge	+47 2232 4375
South Africa	11-8095311	Spain/España	91 324 40 00 Inside Spain
Sweden/Sverige	84452900		+34 91 324 40 00 Outside Spain
Latin America Sales Support	1-800-347-0178 Inside US +1-561-483-1275 Outside US		
Europe/Mid-East Distributor Operations	Contact local distributor or call +44 118 945 7360		

¹Customer support is available 24 hours a day, 7 days a week.

For the latest version of this guide go to:

<http://www.symbol.com/manuals>.

